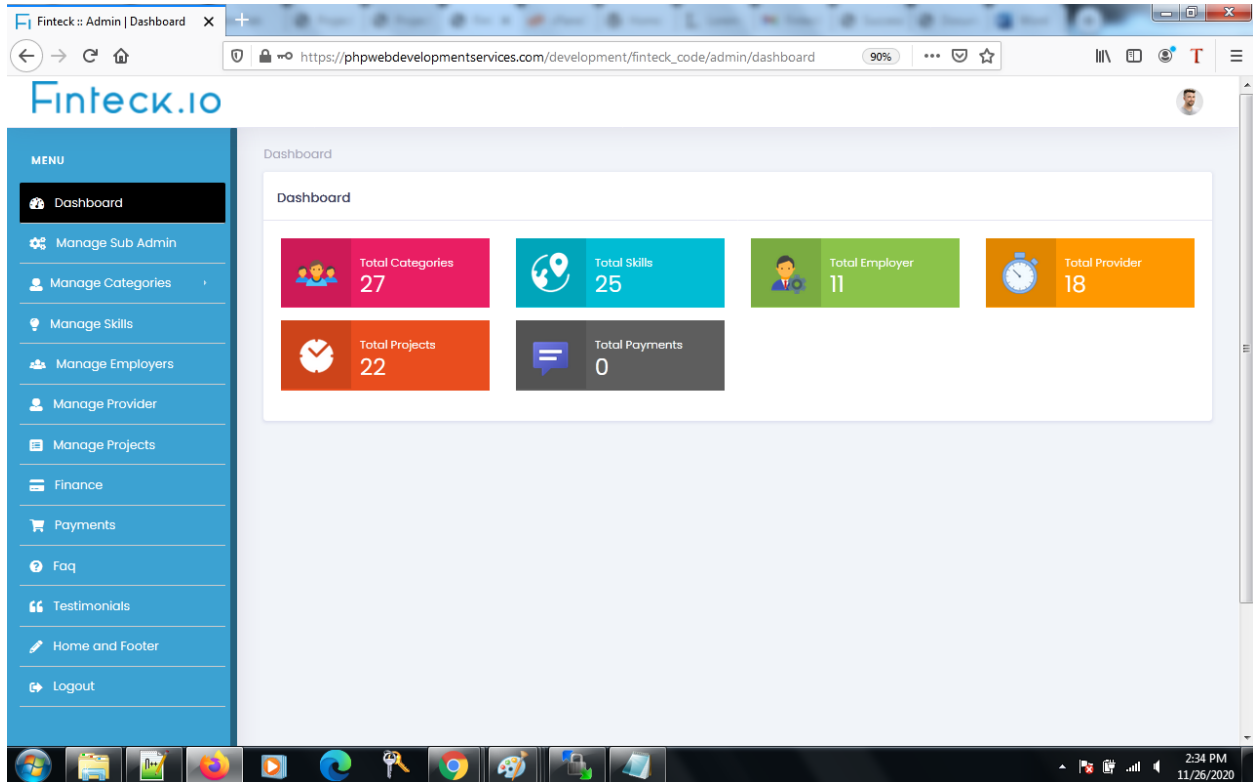


## Admin Testing

[https://phpwebdevelopmentservices.com/development/finteck\\_code/admin](https://phpwebdevelopmentservices.com/development/finteck_code/admin)

### 1. Dashboard :-

Dashboard page looking good.

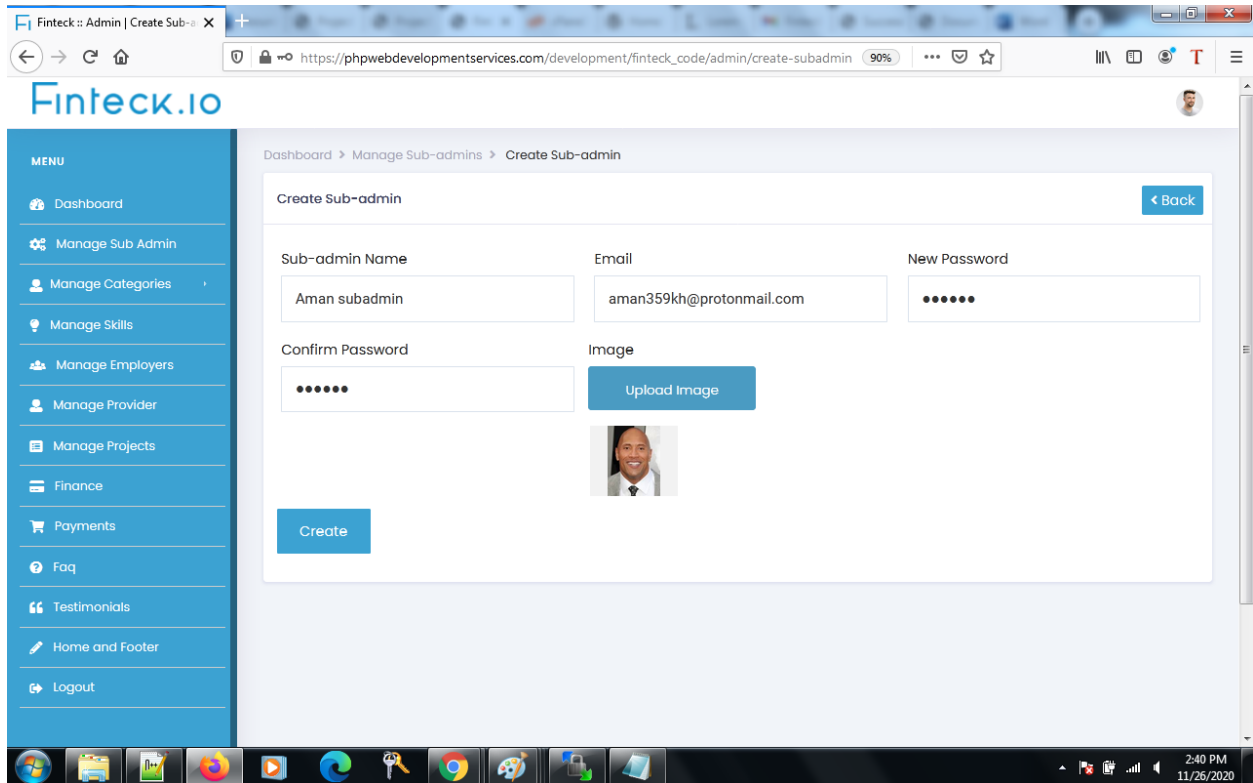


The screenshot displays the Finteck.io Admin Dashboard. The browser address bar shows the URL [https://phpwebdevelopmentservices.com/development/finteck\\_code/admin/dashboard](https://phpwebdevelopmentservices.com/development/finteck_code/admin/dashboard). The dashboard features a blue sidebar menu with the following items: Dashboard, Manage Sub Admin, Manage Categories, Manage Skills, Manage Employers, Manage Provider, Manage Projects, Finance, Payments, Faq, Testimonials, Home and Footer, and Logout. The main content area, titled "Dashboard", contains five summary cards: Total Categories (27), Total Skills (25), Total Employer (11), Total Provider (18), and Total Projects (22). A Total Payments card shows 0. The system tray at the bottom indicates the time is 2:34 PM on 11/26/2020.

Category	Count
Total Categories	27
Total Skills	25
Total Employer	11
Total Provider	18
Total Projects	22
Total Payments	0

## 2.Subadmin :-

### Create subadmin user working fine.



### 3.Manage categories :-

Search category working fine.

Dashboard > Manage Categories

Manage Categories [+ Add new category](#)

keyword:  Status:

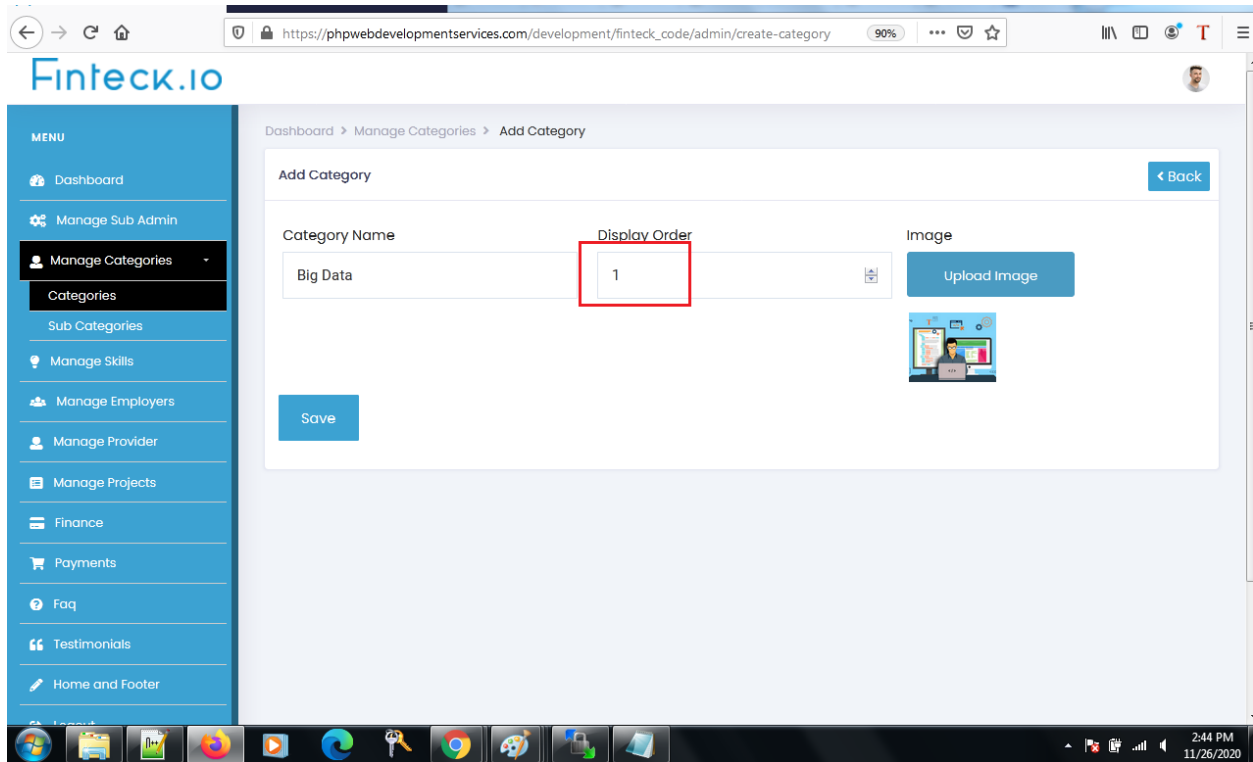
Category	Icon	Display Order	Status	Action
Computer scientist		1	Active	<a href="#">Edit</a> <a href="#">Delete</a>
Computer Programmer		1	Active	<a href="#">Edit</a> <a href="#">Delete</a>
Category	Icon	Display Order	Status	Action

Waiting for phpwebdevelopmentsservices.com...

2:42 PM 11/26/2020








Add category working fine.

Display order was '1' but it showing in the last at the frontend.




Finteck :: Admin | Manage Cat... Index

https://phpwebdevelopmentsservices.com/development/finteck\_code/ 90%

 Test 0 Jobs	 Test 1 3 Jobs	 tyuu 0 Jobs	 rvs 0 Jobs	 Teaching 0 Jobs
 New Category X 0 Jobs	 Big Data 0 Jobs			

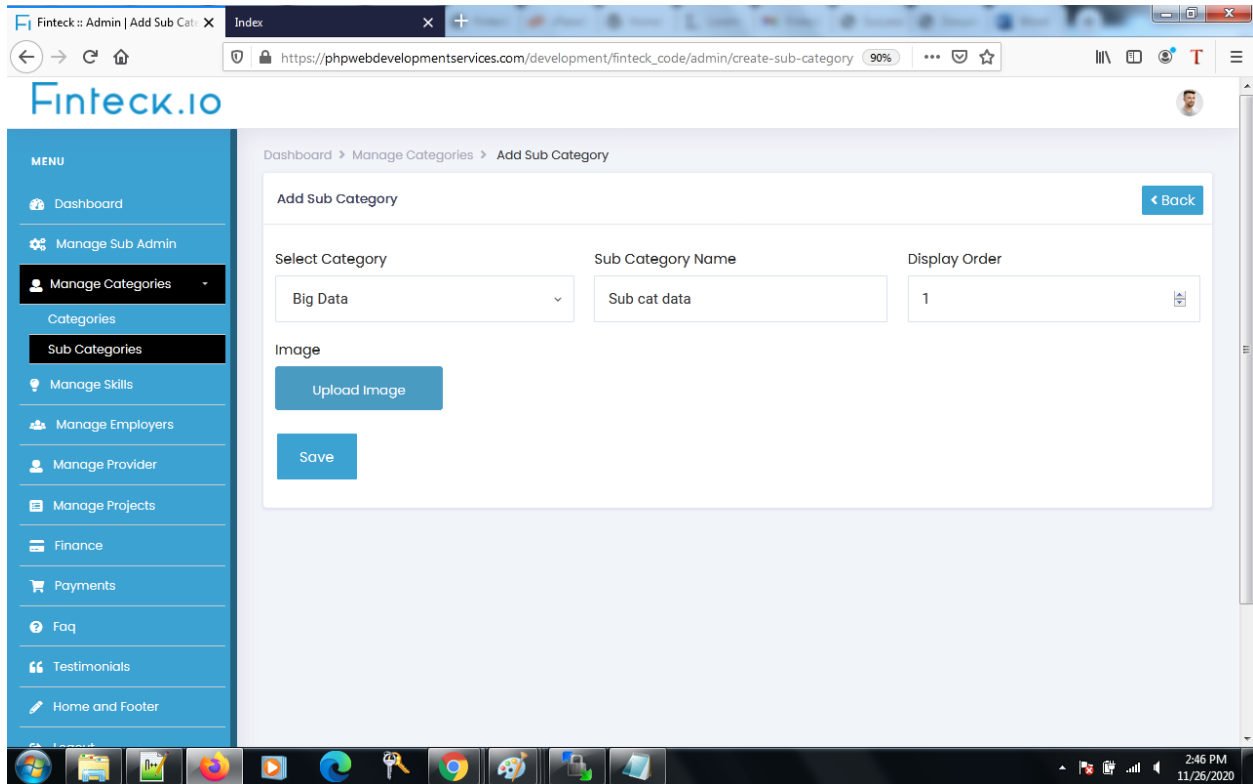
Don't see what you're looking for? [See all categories »](#)



Finteck For Employers

2:45 PM 11/26/2020

## Add subcategory working fine.



## 4. Manage skills :-

Add skill working fine.

The screenshot displays the 'Add Skills' page in the Finteck.io Admin interface. The browser address bar shows the URL: [https://phpwebdevelopmentsservices.com/development/fintek\\_code/admin/create-skill](https://phpwebdevelopmentsservices.com/development/fintek_code/admin/create-skill). The page features a blue sidebar menu with the following items: Dashboard, Manage Sub Admin, Manage Categories, Manage Skills (highlighted), Manage Employers, Manage Provider, Manage Projects, Finance, Payments, Faq, Testimonials, Home and Footer, and Logout. The main content area has a breadcrumb trail: Dashboard > Manage Skills > Add Skills. The 'Add Skills' form includes a 'Back' button, three input fields: 'Category' (with 'Big Data' selected), 'Sub Category' (with 'Sub cat data' selected), and 'Skill' (with 'My skill' entered). A 'Save' button is located below the form fields. The Windows taskbar at the bottom shows the system tray with the time 2:48 PM and date 11/26/2020.

## 5. Employers :-

Employers request received successfully for activate the account.

Dashboard > Manage Employer

Manage Employer

keyword Status Sign Up from

Type here Select Select Search

Name	Username	Email	Mobile	Country	Type	Sign Up from	Status	Action
Aman seeker	N.A	aman359kh@gmail.com	9999990000	India	Individual	Website	Active	
Mashfiq Khan	N.A	mashfiq_khan@hotmail.com	N.A	N.A	Individual	Website	Awaiting Approval	
Syantani8 Employer	N.A	suparnachatterjee2007@gmail.com	7980400210	India	Individual	Website	Active	
Syantani Chatterjee	N.A	blueheaven9797@gmail.com	8017096564	India	Individual	Website	Active	
Vijay Kumar	N.A	vikash33vkm@gmail.com	9955446602	India	Individual	Website	Active	
employer name	N.A	employer@infoware-in.com	N.A	N.A	Individual	Website	Active	
vikash kumar	N.A	vikashvkm@gmail.com	9638527410	India	Individual	Website	Active	

Waiting for phpwebdevelopmentsservices.com... 2:50 PM 11/26/2020



# View employers profile working fine.

The screenshot shows a web browser window with the following details:

- Browser tabs: Fintek :: Admin | Employer Det X, Index
- Address bar: [https://phpwebdevelopmentsservices.com/development/fintek\\_code/admin/view-employer/](https://phpwebdevelopmentsservices.com/development/fintek_code/admin/view-employer/)
- Page title: Fintek.io
- Navigation menu (left sidebar):
  - Dashboard
  - Manage Sub Admin
  - Manage Categories
  - Manage Skills
  - Manage Employers** (highlighted)
  - Manage Provider
  - Manage Projects
  - Finance
  - Payments
  - Faq
  - Testimonials
  - Home and Footer
  - Logout
- Breadcrumbs: Dashboard > Manage Employer > Employer Details
- Page content:
  - Employer Details** (Section Header)
  - Employer Details** (Form fields):
    - Profile percent : 100.00%
    - Name : Aman seeker
    - Email : aman359kh@gmail.com
    - Mobile : 9999990000
    - Address : Test address
    - City : Jodhpur
    - State : Rajasthan
    - Country : India
    - Signup From : Website
    - Status : Active
  - Basic Info** (Form fields):
    - Display Name : Aman Employer
    - Company Name : TCS
    - Company Website : test
    - No. of Employees : 2-9
    - Job Title : PHP Developer
    - Description : Lorem Ipsum is simply dummy text of the printing and typesetting industry. Lorem Ipsum has been the industry's standard dummy text ever since the 1500s, when an unknown printer took a galley of type and scrambled it to make a type specimen book. It has survived not only five centuries, but also the leap into electronic typesetting, remaining essentially unchanged. It was popularised in the 1960s with the release of Letraset sheets containing Lorem Ipsum passages, and more recently with desktop publishing software like Aldus PageMaker including versions of Lorem Ipsum.

# Update user detail working fine.

Dashboard > Manage Employer

Employer updated successfully.

Manage Employer

keyword:  Status:  Sign Up from:

Name	Username	Email	Mobile	Country	Type	Sign Up from	Status	Action
Aman seeker update	N.A	aman359kh@gmail.com	9999990000	India	Individual	Website	Active	<a href="#">View</a> <a href="#">Edit</a> <a href="#">Delete</a>
Mashfiq Khan	N.A	mashfiq_khan@hotmail.com	N.A	N.A	Individual	Website	Awaiting Approval	<a href="#">View</a> <a href="#">Edit</a> <a href="#">Delete</a>
SyantaniB Employer	N.A	suparnachatterjee2007@gmail.com	7980400210	India	Individual	Website	Active	<a href="#">View</a> <a href="#">Edit</a> <a href="#">Delete</a>
Syantani Chatterjee	N.A	blueheaven9797@gmail.com	8017096564	India	Individual	Website	Active	<a href="#">View</a> <a href="#">Edit</a> <a href="#">Delete</a>
Vijay Kumar	N.A	vikash33vkm@gmail.com	9955446602	India	Individual	Website	Active	<a href="#">View</a> <a href="#">Edit</a> <a href="#">Delete</a>
employer name	N.A	employer@infoware-in.com	N.A	N.A	Individual	Website	Active	<a href="#">View</a> <a href="#">Edit</a> <a href="#">Delete</a>
vikash kumar	N.A	vikashvk@gmail.com	9638527410	India	Individual	Website	Active	<a href="#">View</a> <a href="#">Edit</a> <a href="#">Delete</a>
Mahasweta Roy	N.A	mahasweta.reshmi@gmail.com	9007992914	India	Company	Website	Active	<a href="#">View</a> <a href="#">Edit</a> <a href="#">Delete</a>

Waiting for phpwebdevelopmentsservices.com...

2:56 PM 11/26/2020

## 6. Manage provider :-

Approve manage provider working fine.

The screenshot displays the 'Manage Provider' section of the Fintek.io admin dashboard. The interface includes a sidebar menu on the left with options like Dashboard, Manage Sub Admin, Manage Categories, Manage Skills, Manage Employers, Manage Provider (selected), Manage Projects, Finance, Payments, Faq, Testimonials, Home and Footer, and Logout. The main content area features a search bar with fields for 'keyword', 'Status', and 'Sign Up from', and a 'Search' button. Below the search bar is a table listing providers with the following data:

Image	Name	User Name	Email	Mobile	Country	Type	Sign Up from	Status	Action
	Aman New service provider	N.A	aman33kh33@protonmail.com	N.A	N.A	Individual	Website	Awaiting Approval	
	Aman serviceprovider	N.A	aman33kh33@gmail.com	123456789	India	Individual	Website	Active	
	Sayantani Chatterjee	N.A	sayantanichatterjee67@gmail.com	9978397489	Australia	Individual	Website	Active	
	Kartik Paul DLS	N.A	kartikpaul.digitallibaraysystem@gmail.com	7894563215	India	Company	Website	Awaiting Approval	
	Sayantani Chatterjee	N.A	xyz@gmail.com	7980400218	India	Individual	Website	Active	
	Roy Sen	N.A	vikash3vkm@gmail.com	9876547896	Afghanistan	Individual	Website	Awaiting Approval	
	freelancer								

## 7. Manage projects :-

Manage projects working fine.

The screenshot displays the Fintech.io Admin interface for managing projects. The browser address bar shows the URL: [https://phpwebdevelopmentsservices.com/development/fintech\\_code/admin/manage-project?key](https://phpwebdevelopmentsservices.com/development/fintech_code/admin/manage-project?key). The page title is "Fintech.io" and the breadcrumb is "Dashboard > Manage Projects".

The "Manage Projects" section features a search bar with the following fields:

- keyword: Type here
- Status: Select
- Employer: Aman seeker update
- Search button

The table below lists the project entries:

Project Title	Employer	Category	Type	Posted On	Budget	Bids	Status	Action
Web development	Aman seeker update	Software	Fixed Price	26 Nov 2020	25000 - 25000	N.A	InProgress	<a href="#">View</a> <a href="#">Edit</a> <a href="#">Delete</a>

Showing 1 to 1 of 1 entries

Navigation: Previous | 1 | Next

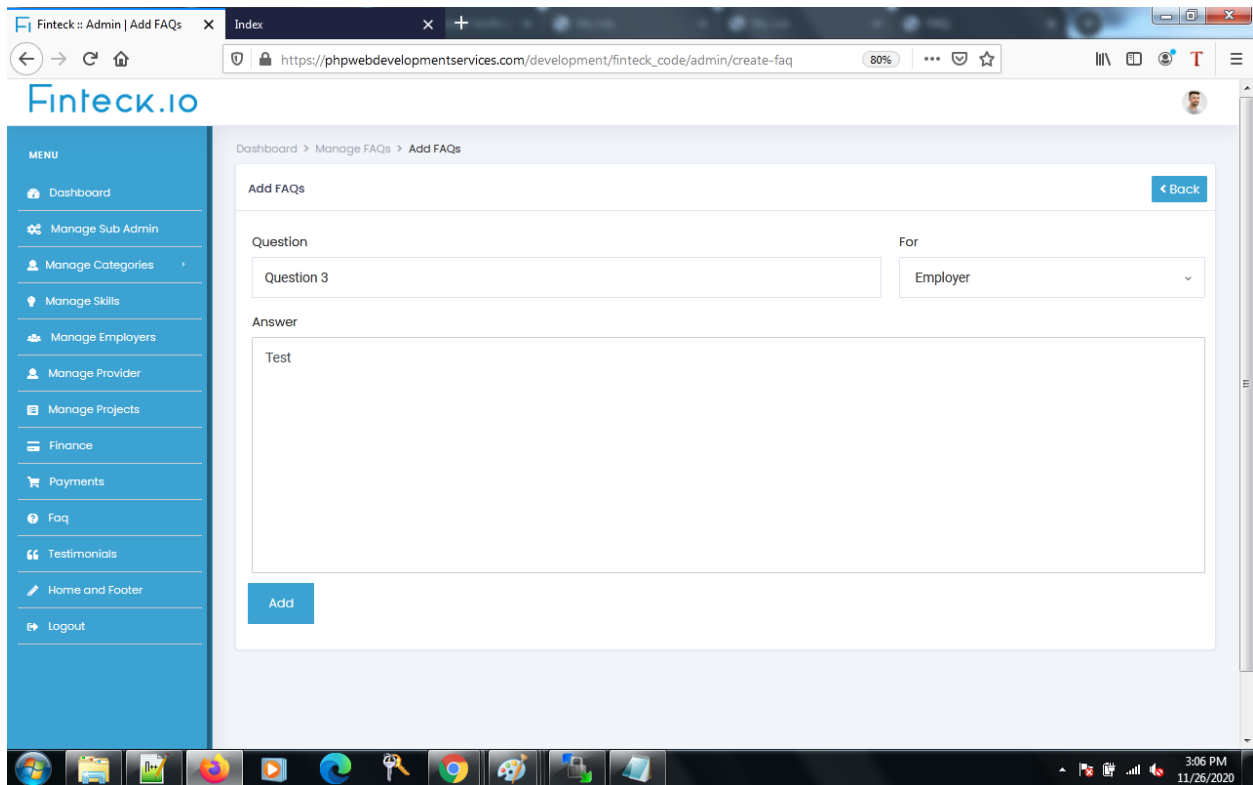
The sidebar menu includes the following items:

- Dashboard
- Manage Sub Admin
- Manage Categories
- Manage Skills
- Manage Employers
- Manage Provider
- Manage Projects**
- Finance
- Payments
- Faq
- Testimonials
- Home and Footer
- Logout

The Windows taskbar at the bottom shows the system tray with the date and time: 3:03 PM, 11/26/2020.

## 8.FAQ :-

Add FAQ working fine.



The screenshot displays a web browser window with the URL [https://phpwebdevelopmentsservices.com/development/fintek\\_code/admin/create-faq](https://phpwebdevelopmentsservices.com/development/fintek_code/admin/create-faq). The page title is "Fintek.io" and the breadcrumb navigation shows "Dashboard > Manage FAQs > Add FAQs".

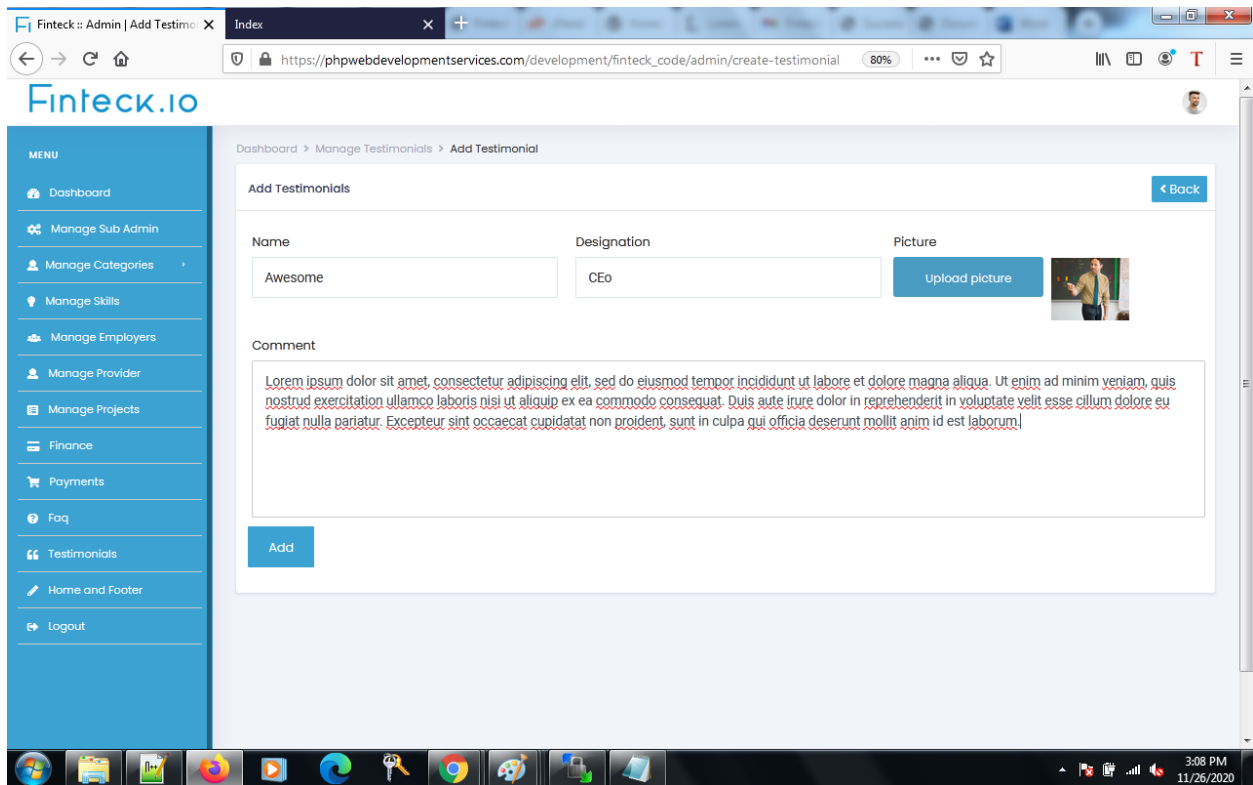
The main content area is titled "Add FAQs" and includes a "< Back" button in the top right corner. The form contains the following fields:

- Question:** A text input field containing "Question 3".
- For:** A dropdown menu currently set to "Employer".
- Answer:** A large text area containing the word "Test".

An "Add" button is located at the bottom left of the form area. The left sidebar contains a "MENU" with various administrative options such as "Dashboard", "Manage Sub Admin", "Manage Categories", "Manage Skills", "Manage Employers", "Manage Provider", "Manage Projects", "Finance", "Payments", "Faq", "Testimonials", "Home and Footer", and "Logout". The Windows taskbar at the bottom shows the system clock as 3:06 PM on 11/26/2020.

## 9. Testimonial :-

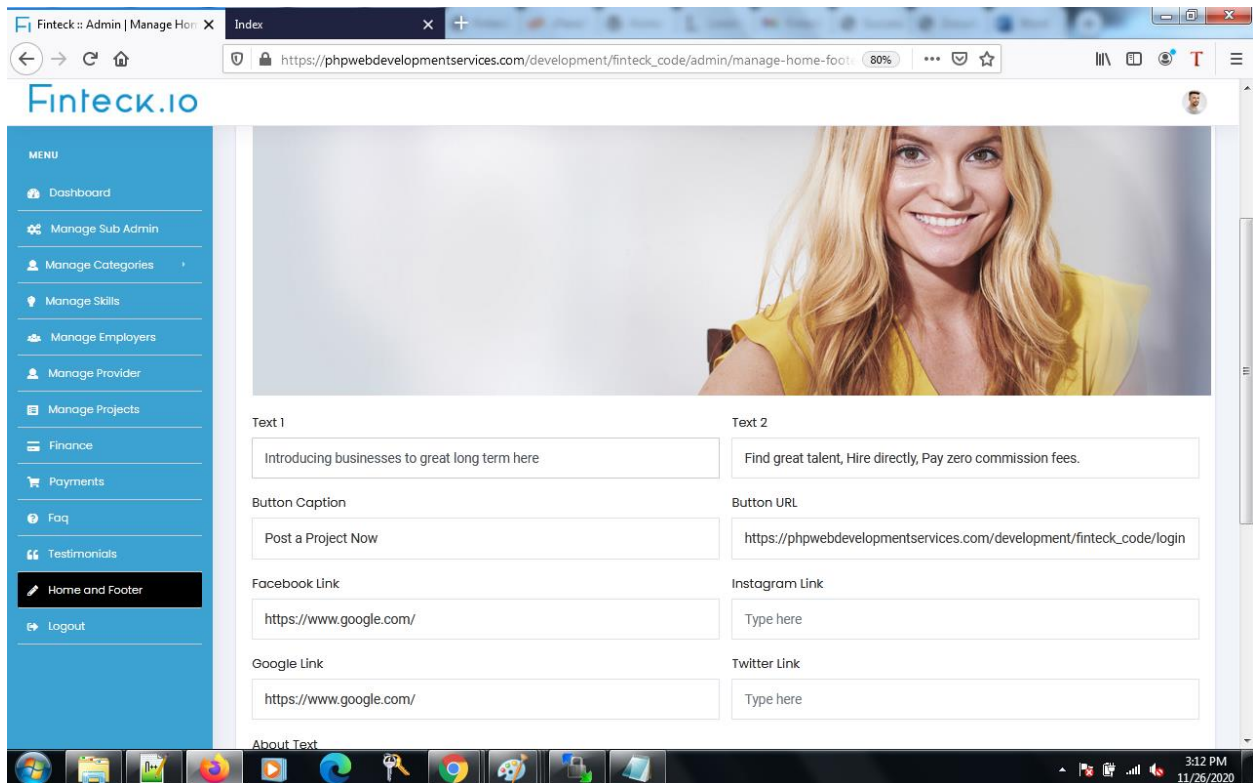
### Add testimonial working fine.



The screenshot displays the 'Add Testimonial' page in the Fintech.io admin dashboard. The browser address bar shows the URL: [https://phpwebdevelopmentsservices.com/development/fintech\\_code/admin/create-testimonial](https://phpwebdevelopmentsservices.com/development/fintech_code/admin/create-testimonial). The dashboard breadcrumb is 'Dashboard > Manage Testimonials > Add Testimonial'. The left sidebar menu includes: Dashboard, Manage Sub Admin, Manage Categories, Manage Skills, Manage Employers, Manage Provider, Manage Projects, Finance, Payments, Faq, Testimonials, Home and Footer, and Logout. The main content area has a 'Back' button and three input fields: 'Name' (containing 'Awesome'), 'Designation' (containing 'CEO'), and 'Picture' (with an 'Upload picture' button and a placeholder image). Below these is a 'Comment' text area containing placeholder text: 'Lorem ipsum dolor sit amet, consectetur adipiscing elit, sed do eiusmod tempor incididunt ut labore et dolore magna aliqua. Ut enim ad minim veniam, quis nostrud exercitation ullamco laboris nisi ut aliquip ex ea commodo consequat. Duis aute irure dolor in reprehenderit in voluptate velit esse cillum dolore eu fugiat nulla pariatur. Excepteur sint occaecat cupidatat non proident, sunt in culpa qui officia deserunt mollit anim id est laborum.' An 'Add' button is located at the bottom left of the form.

## 10.Header & Footer :-

Update header and footer working fine.



I checked all the process and didn't find any other issue.

Thank you..